

May 13, 2026 – Week 19

**DESPAINES VALLEY MOSQUITO ABATEMENT DISTRICT WEEKLY REPORT
OPERATIONAL UPDATE START OF SEASON THROUGH 5/10/26**

The Desplaines Valley Mosquito Abatement District covers a 77 square mile area in western Cook County. **The District** issues weekly operational reports during the mosquito season to the Illinois Department of Public Health, Cook County Department of Public Health, Local Health Departments, other public health entities including Mosquito Abatement Districts. Reports address operations to date, and provide a summary of quantitative and technical data applicable to **our District**. Please forward this report to any interested parties and contact us to be included in the weekly distribution.

The specifics of our control methodologies including mosquito larval control, source reduction, mosquito/disease surveillance protocol, contingency adult mosquito control, products utilized, application rates, etc. are not included in the weekly reports, however are described in full detail in the yearly Operations Reports available at our website www.dvmad.org.

Mosquito Control Efforts and Pesticide Use Summary

The inspection/treatment of all potential mosquito breeding sources was formally started in April. Sources which are difficult to access are treated with extended-release insect growth regulator pellets to expand inspection/treatment cycle windows. All other sources are inspected/treated as required on a regular cycle.

We are finishing first round for all extended-release pellet designated sources, and are finishing our first inspection/treatment round of all other sources.

The treatment of curbside stormwater catch basins will start in May. During 2026, a variety of larval control products will be utilized in catch basin operations. Vectolex inventory will be used up during the first round with a switch to VectoMax. The second round will use a combination of one Sumilarv WSP Sachet plus one Natular G30 WSP. The third and final round will use VectoMax.

The treatment of off-road stormwater catch basins started for the current season in late April. VectoMax is being used for the first round, followed by one Sumilarv WSP Sachet plus one Natular G30WSP in the second round.

Field operations were increased to a 6 day work week to maintain mosquito control objectives.

A summary of insecticide product usage through May 10, 2026 includes the following:

- 672 Natular G30 WSP in on-road catch basins
 - 0 Natular G30 WSP in general larval operations
 - 0 Natular G30 WSP in off-road catch basins
- 1,333 Sumilarv WSP Sachets in on-road catch basins (3 Sachets/Basin)
 - 0 Sumilarv WSP Sachets in general larval operations
 - 0 Sumilarv WSP Sachets in off-road catch basins (3 Sachets/Basin)
- 439 VectoLex Packets in on-road catch basins
 - 0 VectoLex Packets in off-road catch basins
 - 0 VectoMax Packets in on-road catch basins
 - 0 VectoMax Packets in general larval operations
- 202 VectoMax Packets in off-road catch basins
 - 0 Altosid XR Briquets in general larval operations
- 268 lbs of Altosid Pellets in general larval operations
- 2,366 lbs Vectobac-G Granular BTI in general larval operations
- 0.25 gal Vectobac 12AS Liquid BTI concentrate in general larval operations
- 3.2 gal BVA-2 Larvicide Oil in general larval operations
 - 0 gal Duet ULV concentrate for adult control operations
 - 0 gal Remoa-Tri for adult control operations

No contingency adult mosquito control operations (spraying) were conducted.

Tires are significant sources of West Nile Virus vector mosquitoes, in addition other invasive mosquitoes capable of transmitting various tropical viruses, such as Zika, Dengue, Chikungunya, Yellow Fever, etc. Tires are accepted from **District** residents, and illegally abandoned "fly-dump" tires found throughout **the District** are collected for disposal. Collection of tires is ongoing with appropriate disposal through the Illinois EPA. A total of 228 tires have been collected to date with 966 tires recycled to date.

Public Education efforts will be continued as the mosquito season progresses.

A total of 2 resident service requests though this period.

Laboratory Collections and Testing Summary

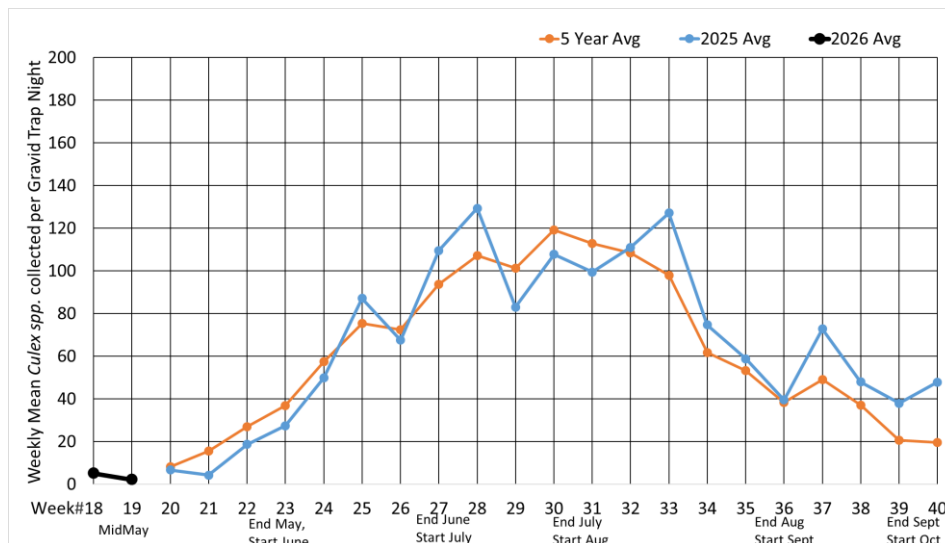
The District's lab monitors the local mosquito population in order to observe species presence, trends in growth and decline, and disease transmission activity. There are over 40 types of mosquito species regularly found in the area capable of transmitting a multitude of viruses and parasites affecting humans and wildlife. For example, dog heartworm is a leading cause of death for wild coyotes, with pet dogs being at great risk. Birds are among the most affected by West Nile Virus, with a nearly 50% decline in the local crow population with no signs of recovery since the virus has become endemic in the Chicago region.

West Nile Virus (WNV) is very common and detected annually at varying levels. Though WNV can be difficult to diagnose and a vast majority of cases have light symptoms, Illinois has seen thousands of documented cases of WNV resulting in hundreds of lives lost since 2002.

The network of 8 New Jersey Light Traps and of 18 Gravid Traps were placed into service on **April 27** to begin mosquito monitoring. A CO₂ baited BG-Sentinel trap is also in service to monitor the growing invasive **Asian Tiger Mosquito (*Aedes albopictus*)** population, which has become the greatest nuisance species in **the District**.

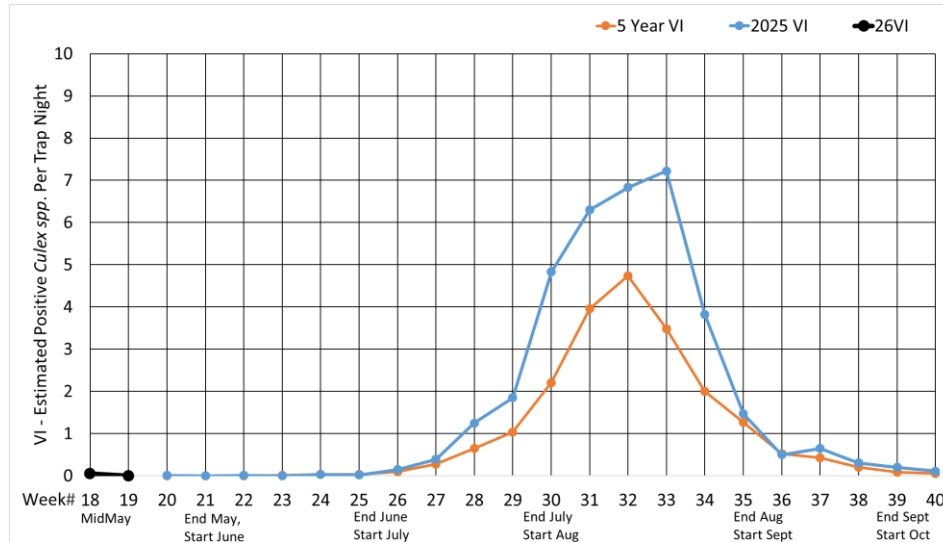
Gravid traps are highly attractive to egg laying female *Culex spp.* mosquitoes which transmit WNV, and are likely to have taken at least one blood meal (male mosquitoes do not bite and won't transmit the virus). These traps collect daily, and mosquitoes are identified then pooled into batches of up to 50 to be tested. **A total of 535** of these mosquitoes have been collected in 2026.

Due to it cooling back down a bit, week 19's daily per trap WNV vector mosquito collections had **decreased** to 2.2 mosquitoes per trap per night from 5.1 the week prior. A visual comparing 2026 collections to that of previous years is included below.



Using qRT-PCR (Quantitative Real Time Polymerase Chain Reaction), a total of **27 tests** have been completed through May 10th with **2 WNV positive** pools found. Our pools are being tested for the related St. Louis Encephalitis Virus (SLEv) as well, with no positive results to date. Vector *Aedes spp.* collected throughout the season will be tested.

The Vector Index (VI) is an approximation of the number of WNV positive mosquitoes collected per trap per night, using the observed infection rate relative to the daily average mosquitoes collected. A Vector Index of 1.00 is considered an elevated Risk Threshold. The VI has decreased to 0.00 from 0.05 the week prior. A visual comparing 2026 Vector Index to that of previous years is included below.



Below is the summary of our weekly WNV PCR Test Results. Please contact mark@dvmad.org for any inquiries regarding this information.

 PCR West Nile Virus (WNV) Test Results - CT <37
 For All District Gravid Traps (18 Traps)

Week Ending	Total Pools	PCR #Pos.	PCR %Pos.	PCR MIR	PCR MLE	PCR DIM	N*
05/03/26	9	2	22.2	9.0	10.7	2.4	(n=223) (24) (223)
05/10/26	18	0	0.0	0.0	0.0	0.0	(n=312) (17) (312)

MIR through MLE = Range of WNV+ mosquitoes per 1,000 (10 being 1% of Mosquitoes). DIM = Estimated total WNV+ Collected
 * (n=Total Mosq. Tested)(Ave.# Mosq./Pool)(Total Mosq. Collected)

All West Nile Virus (WNV) Test Results - CT <37 for All District Gravid Traps (18 Traps)
 Tot - Total Pools Tested; Pos - Positive Pools; MIR - Minimum infected per 1000 tested

Week Ending	Brookfield(br)			Broadview(bw)			Berkeley(by)			Forest Park(fp)			Hodgkins(hk)		
	Tot	Pos	MIR	Tot	Pos	MIR	Tot	Pos	MIR	Tot	Pos	MIR	Tot	Pos	MIR
05/03/26	1	0	0.0	0	0	0.0	1	0	0.0	1	0	0.0	0	0	0.0
05/10/26	1	0	0.0	1	0	0.0	1	0	0.0	1	0	0.0	0	0	0.0

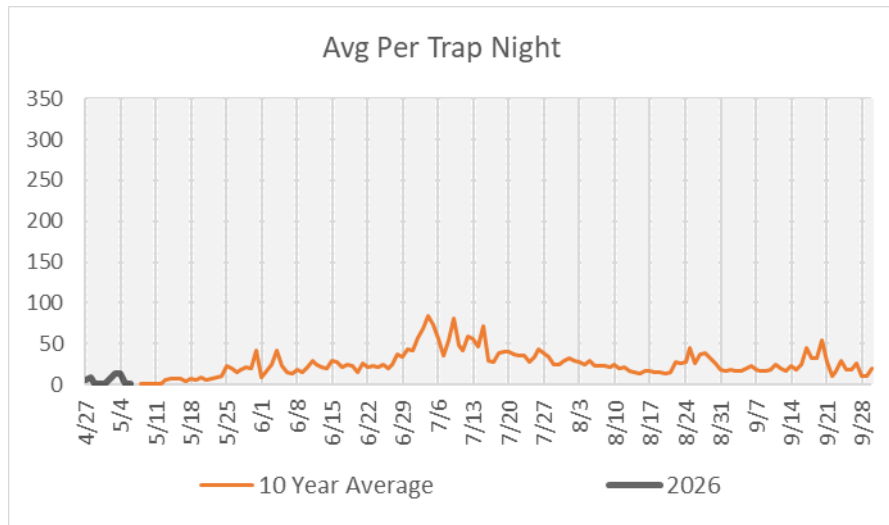
Week Ending	La Grange(lg)			La Grange Highlands(hc)			Justice(jf)			La Grange Park(lp)			Maywood(ma)		
	Tot	Pos	MIR	Tot	Pos	MIR	Tot	Pos	MIR	Tot	Pos	MIR	Tot	Pos	MIR
05/03/26	0	0	0.0	2	1	13.7	0	0	0.0	1	0	0.0	0	0	0.0
05/10/26	1	0	0.0	3	0	0.0	1	0	0.0	1	0	0.0	1	0	0.0

Week Ending	Melrose Park(mp)			North Riverside(nn)			Oak Park - North(on)			Oak Park - South(os)			River Forest(rt)		
	Tot	Pos	MIR	Tot	Pos	MIR	Tot	Pos	MIR	Tot	Pos	MIR	Tot	Pos	MIR
05/03/26	0	0	0.0	0	0	0.0	0	0	0.0	0	0	0.0	0	0	0.0
05/10/26	1	0	0.0	1	0	0.0	1	0	0.0	0	0	0.0	1	0	0.0

Week Ending	Summit(su)			Westchester(we)			Willow Springs(ws)		
	Tot	Pos	MIR	Tot	Pos	MIR	Tot	Pos	MIR
05/03/26	1	0	0.0	2	1	13.5	0	0	0.0
05/10/26	1	0	0.0	1	0	0.0	1	0	0.0

New Jersey Light Traps target many types of nuisance mosquitoes. In this case, mosquitoes active from dusk to dawn and attracted to light. Greater collections are generally due to large broods of floodwater mosquitoes that appear a week or two after heavy region-wide rain events, persisting for another week or two. These traps are collected daily and returned to be identified to sex and species. As of 5/10, there have been 273 female and 145 male mosquitoes counted and identified. Note that only the female mosquitoes take blood meals and can transmit disease.

Due to heavy April rains and above average temperatures, we are seeing elevated mosquito breeding activity a bit earlier. Light trap collections appear a bit lower than true nuisance levels due to low night time temperatures and day time mosquito activity. A visual comparing 2026 daily light trap collections to that of previous years is included below. Due to an earlier start, there is no average to compare to. As only female mosquitoes take blood meals and prove to be a nuisance, only they are included in the graph. Following that is a breakdown of what has been collected and identified. In progress data does continues to show low activity in the light traps.



 Current Cumulative Light Trap Mosquito Counts Beginning 4/27/26

SPECIES NAME	FEMALES ALL SECTIONS	MALES ALL SECTIONS
=====	=====	=====
Aedes vexans	218	133
Ochlerotatus dorsalis	0	1
Ochlerotatus stimulans	4	0
Culex pipiens	17	7
Culex restuans	24	3
Culiseta inornata	10	0
Culiseta melanura	0	1
TOTAL CULEX FEMALES :	41	
TOTAL CULEX MALES :	10	
TOTAL FEMALES :	273	
TOTAL MALES :	145	

Due to the relatively recent introduction of the daytime-active and extremely aggressive **Asian Tiger Mosquito** (*Aedes albopictus*), mosquito annoyance complaints have increased during periods of low light trap collections. Current counts are a total of **0 females collected** in all traps. These mosquitoes reproduce in small amounts of water held in things like neglected containers, tarp folds, clogged gutters, tires, etc. They are sort of "lazy" and stay near the water where they originate. Their activity is likely to continue until first frost. Due to this, they are difficult to monitor and control by conventional methods and public outreach important. **The District** coordinates with its villages and local health departments to disseminate information regarding the elimination of standing water and ways to contact us for service requests.

The District has been conducting tick monitoring operations as time and weather permits. In 1 tick drag event, 28 male and 25 female Black Legged Ticks have been collected. Ticks collected are to be transferred to the Illinois Department of Public Health to be tested for pathogens.

For any inquiries, please contact us by email at dvmad@dvmad.org
or by phone at (708)447-1765 during our business hours of 7AM-3:30PM, Monday through Friday.