

June 17, 2026 – Week 24

**DESPAINES VALLEY MOSQUITO ABATEMENT DISTRICT WEEKLY REPORT
OPERATIONAL UPDATE START OF SEASON THROUGH 6/14/26**

The Desplaines Valley Mosquito Abatement District covers a 77 square mile area in western Cook County. The District issues weekly operational reports during the mosquito season to the Illinois Department of Public Health, Cook County Department of Public Health, Local Health Departments, other public health entities including Mosquito Abatement Districts. Reports address operations to date, and provide a summary of quantitative and technical data applicable to our District. Please forward this report to any interested parties and contact us to be included in the weekly distribution.

The specifics of our control methodologies including mosquito larval control, source reduction, mosquito/disease surveillance protocol, contingency adult mosquito control, products utilized, application rates, etc. are not included in the weekly reports, however are described in full detail in the yearly Operations Reports available at our website www.dvmad.org.

Mosquito Control Efforts and Pesticide Use Summary

The inspection/treatment of all potential mosquito breeding sources was formally started in April. Sources which are difficult to access are treated with extended-release insect growth regulator pellets to expand inspection/treatment cycle windows. All other sources are inspected/treated as required on a regular cycle.

We are finishing our second round for all extended-release pellet designated sources, and within our fourth inspection/treatment round of all other sources.

We are finishing our first round of curbside stormwater catch basin treatment. During 2026, a variety of larval control products will be utilized in catch basin operations. Vectolex inventory will be used up during the first round with a switch to VectoMax. The second round will use a combination of one Sumilarv WSP Sachet plus one Natular G30 WSP. The third and final round will use VectoMax. Finally, a combination of one Natular G30 WSP plus one Sumilarv WSP are being used in the Brookfield Zoo and miscellaneous high traffic areas.

We are finishing our first round of off-road stormwater catch basin treatment. VectoMax is being used for the first round, followed by one Sumilarv WSP Sachet plus one Natular G30WSP in the second round.

Field operations continued on a 6 day work week to maintain mosquito control objectives.

A summary of insecticide product usage through June 14, 2026 includes the following:

- 1,959 Natular G30 WSP in on-road catch basins
 - 16 Natular G30 WSP in general larval operations
 - 0 Natular G30 WSP in off-road catch basins
- 14,737 Sumilarv WSP Sachets in on-road catch basins (3 Sachets/Basin)
 - 32 Sumilarv WSP Sachets in general larval operations
 - 0 Sumilarv WSP Sachets in off-road catch basins (3 Sachets/Basin)
- 24,998 VectoLex Packets in on-road catch basins
 - 0 VectoLex Packets in off-road catch basins
 - 0 VectoMax Packets in on-road catch basins
 - 13 VectoMax Packets in general larval operations
- 4,700 VectoMax Packets in off-road catch basins
 - 25 Altosid XR Briquets in general larval operations
- 1,241 lbs of Altosid Pellets in general larval operations
- 4,572 lbs Vectobac-G Granular BTI in general larval operations
 - 0.5 gal Vectobac 12AS Liquid BTI concentrate in general larval operations
 - 6.6 gal BVA-2 Larvicide Oil in general larval operations
 - 0 gal Duet ULV concentrate for adult control operations
 - 0 gal Remoa-Tri for adult control operations

No contingency adult mosquito control operations (spraying) were conducted.

Tires are significant sources of West Nile Virus vector mosquitoes, in addition other invasive mosquitoes capable of transmitting various tropical viruses, such as Zika, Dengue, Chikungunya, Yellow Fever, etc. Tires are accepted from District residents, and illegally abandoned "fly-dump" tires found throughout the District are collected for disposal. Collection of tires is ongoing with appropriate disposal through the Illinois EPA. A total of 276 tires have been collected to date with 966 tires recycled to date.

Public Education efforts will be continued as the mosquito season progresses.

A total of 9 resident service requests were received through this period.

Laboratory Collections and Testing Summary

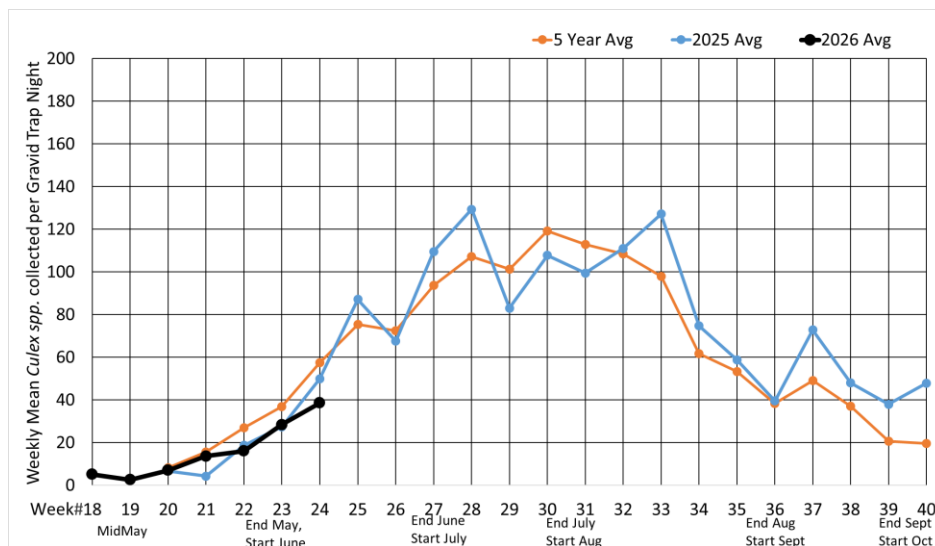
The District's lab monitors the local mosquito population in order to observe species presence, trends in growth and decline, and disease transmission activity. There are over 40 types of mosquito species regularly found in the area capable of transmitting a multitude of viruses and parasites affecting humans and wildlife. For example, dog heartworm is a leading cause of death for wild coyotes, with pet dogs being at great risk. Birds are among the most affected by West Nile Virus, with a steep decline in the local corvid population without a full recovery since the virus has become endemic in the Chicago region.

West Nile Virus (WNV) is very common and detected annually at varying levels. Though WNV can be difficult to diagnose and a vast majority of cases have light symptoms, Illinois has seen thousands of documented cases of WNV resulting in hundreds of lives lost since 2002.

The network of 8 New Jersey Light Traps and of 18 Gravid Traps were placed into service on April 27 to begin mosquito monitoring. A CO₂ baited BG-Sentinel trap is also in service to monitor the growing invasive Asian Tiger Mosquito (*Aedes albopictus*) population, which has become the greatest nuisance species in the District.

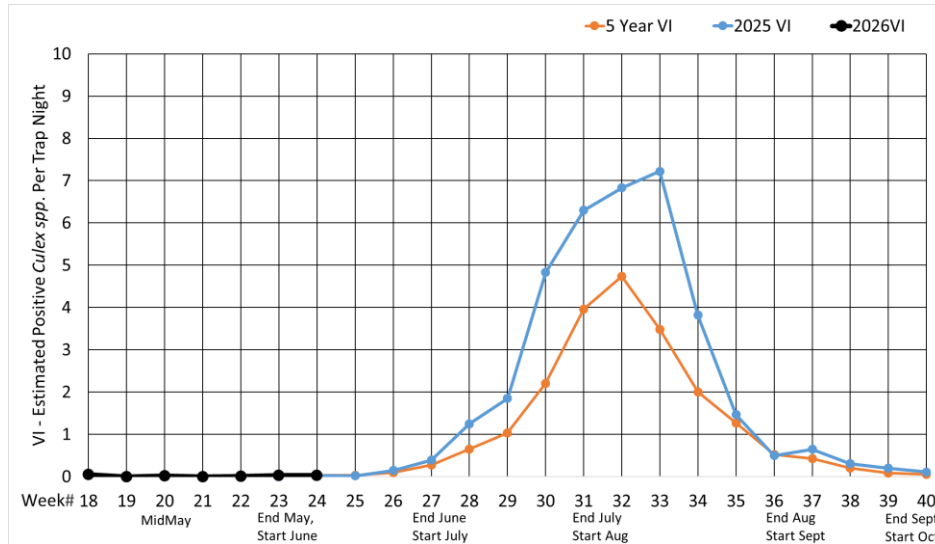
Gravid traps are highly attractive to egg laying female *Culex spp.* mosquitoes which transmit WNV, and are likely to have taken at least one blood meal (male mosquitoes do not bite and won't transmit the virus). These traps collect daily, and mosquitoes are identified then pooled into batches of up to 50 to be tested. A total of 13,416 of these mosquitoes have been collected in 2026.

Week 24's daily per trap WNV vector mosquito collections increased to 38.6 mosquitoes per trap per night from 28.4 the week prior, which is a little below average. A visual comparing 2026 collections to that of previous years is included below.



Using qRT-PCR (Quantitative Real Time Polymerase Chain Reaction), a total of **309 tests** have been completed through June 7th, with **12 WNV positive** pools found. Our pools are being tested for the related St. Louis Encephalitis Virus (SLEv) as well, with no positive results to date. Vector *Aedes spp.* collected throughout the season will be tested.

The Vector Index (VI) is an approximation of the number of WNV positive mosquitoes collected per trap per night, using the observed infection rate relative to the daily average mosquitoes collected. A Vector Index of 1.00 is considered an elevated Risk Threshold. The VI **remained** 0.03 from the week prior. A visual comparing 2026 Vector Index to that of previous years is included below.



Below is the summary of our weekly WNV PCR Test Results. Please contact mark@dvmad.org for any inquiries regarding this information.

 PCR West Nile Virus (WNV) Test Results - CT <37
 For All District Gravid Traps (18 Traps)

| Week Ending | Total Pools | PCR #Pos. | PCR %Pos. | PCR MIR | PCR MLE | PCR DIM | N* |
|-------------|-------------|-----------|-----------|---------|---------|---------|----------------------|
| 05/03/26 | 9 | 2 | 22.2 | 9.0 | 10.7 | 2.4 | (n=223) (24) (223) |
| 05/10/26 | 18 | 0 | 0.0 | 0.0 | 0.0 | 0.0 | (n=312) (17) (312) |
| 05/17/26 | 27 | 2 | 7.4 | 2.4 | 2.5 | 2.1 | (n=838) (31) (838) |
| 05/25/26 | 46 | 1 | 2.2 | 0.6 | 0.6 | 1.1 | (n=1797) (39) (1932) |
| 05/31/26 | 43 | 1 | 2.3 | 0.6 | 0.6 | 1.0 | (n=1676) (38) (1676) |
| 06/07/26 | 74 | 3 | 4.1 | 0.9 | 0.9 | 3.3 | (n=3305) (44) (3574) |
| 06/14/26 | 92 | 3 | 3.3 | 0.7 | 0.7 | 3.5 | (n=4203) (45) (4861) |

MIR through MLE = Range of WNV+ mosquitoes per 1,000 (10 being 1% of Mosquitoes). DIM = Estimated total WNV+ Collected
 * (n=Total Mosq. Tested)(Ave.# Mosq./Pool)(Total Mosq. Collected)

All West Nile Virus (WNV) Test Results - CT <37 for All District Gravid Traps (18 Traps)
 Tot - Total Pools Tested; Pos - Positive Pools; MIR - Minimum infected per 1000 tested

| Week Ending | Brookfield(br) | | | Broadview(bw) | | | Berkeley(by) | | | Forest Park(fp) | | | Hodgkins(hk) | | |
|-------------|----------------|-----|-----|---------------|-----|-----|--------------|-----|-----|-----------------|-----|-----|--------------|-----|-----|
| | Tot | Pos | MIR | Tot | Pos | MIR | Tot | Pos | MIR | Tot | Pos | MIR | Tot | Pos | MIR |
| 05/03/26 | 1 | 0 | 0.0 | 0 | 0 | 0.0 | 1 | 0 | 0.0 | 1 | 0 | 0.0 | 0 | 0 | 0.0 |
| 05/10/26 | 1 | 0 | 0.0 | 1 | 0 | 0.0 | 1 | 0 | 0.0 | 1 | 0 | 0.0 | 0 | 0 | 0.0 |
| 05/17/26 | 2 | 0 | 0.0 | 1 | 0 | 0.0 | 5 | 0 | 0.0 | 1 | 0 | 0.0 | 1 | 0 | 0.0 |
| 05/25/26 | 4 | 0 | 0.0 | 1 | 0 | 0.0 | 8 | 0 | 0.0 | 1 | 0 | 0.0 | 1 | 0 | 0.0 |
| 05/31/26 | 3 | 0 | 0.0 | 1 | 0 | 0.0 | 4 | 0 | 0.0 | 1 | 0 | 0.0 | 1 | 0 | 0.0 |
| 06/07/26 | 10 | 0 | 0.0 | 1 | 0 | 0.0 | 4 | 1 | 5.6 | 1 | 0 | 0.0 | 1 | 0 | 0.0 |
| 06/14/26 | 12 | 0 | 0.0 | 1 | 0 | 0.0 | 4 | 1 | 6.5 | 2 | 0 | 0.0 | 2 | 0 | 0.0 |

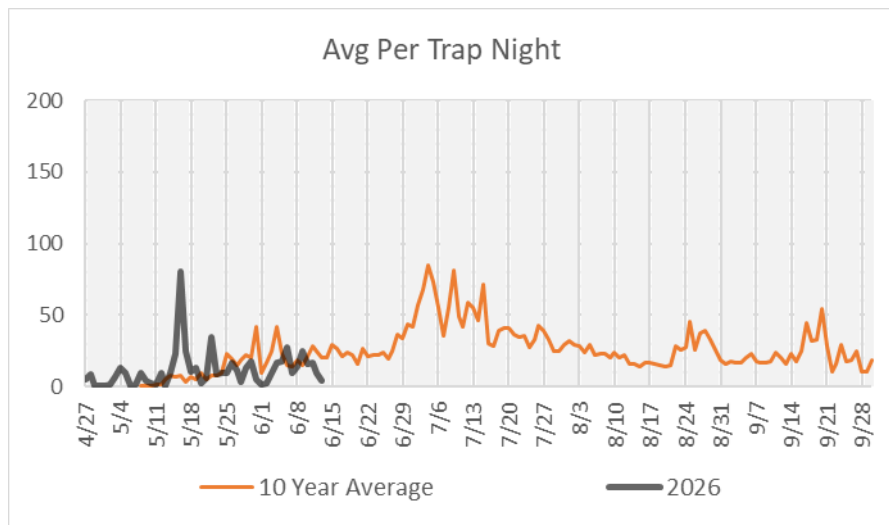
| Week Ending | La Grange(lg) | | | La Grange Highlands(hc) | | | Justice(jf) | | | La Grange Park(lp) | | | Maywood(ma) | | |
|-------------|---------------|-----|-----|-------------------------|-----|------|-------------|-----|-----|--------------------|-----|-----|-------------|-----|------|
| | Tot | Pos | MIR | Tot | Pos | MIR | Tot | Pos | MIR | Tot | Pos | MIR | Tot | Pos | MIR |
| 05/03/26 | 0 | 0 | 0.0 | 2 | 1 | 13.7 | 0 | 0 | 0.0 | 1 | 0 | 0.0 | 0 | 0 | 0.0 |
| 05/10/26 | 1 | 0 | 0.0 | 3 | 0 | 0.0 | 1 | 0 | 0.0 | 1 | 0 | 0.0 | 1 | 0 | 0.0 |
| 05/17/26 | 2 | 0 | 0.0 | 4 | 1 | 5.1 | 1 | 0 | 0.0 | 1 | 0 | 0.0 | 1 | 1 | 21.7 |
| 05/25/26 | 4 | 0 | 0.0 | 12 | 1 | 1.7 | 1 | 0 | 0.0 | 2 | 0 | 0.0 | 1 | 0 | 0.0 |
| 05/31/26 | 7 | 0 | 0.0 | 11 | 1 | 1.9 | 1 | 0 | 0.0 | 1 | 0 | 0.0 | 2 | 0 | 0.0 |
| 06/07/26 | 11 | 0 | 0.0 | 15 | 2 | 2.7 | 3 | 0 | 0.0 | 1 | 0 | 0.0 | 4 | 0 | 0.0 |
| 06/14/26 | 14 | 0 | 0.0 | 13 | 0 | 0.0 | 4 | 0 | 0.0 | 5 | 1 | 4.5 | 8 | 0 | 0.0 |

| Week Ending | Melrose Park(mp) | | | North Riverside(nn) | | | Oak Park – North(on) | | | Oak Park – South(os) | | | River Forest(rt) | | |
|-------------|------------------|-----|-----|---------------------|-----|-----|----------------------|-----|-----|----------------------|-----|-----|------------------|-----|-----|
| | Tot | Pos | MIR | Tot | Pos | MIR | Tot | Pos | MIR | Tot | Pos | MIR | Tot | Pos | MIR |
| 05/03/26 | 0 | 0 | 0.0 | 0 | 0 | 0.0 | 0 | 0 | 0.0 | 0 | 0 | 0.0 | 0 | 0 | 0.0 |
| 05/10/26 | 1 | 0 | 0.0 | 1 | 0 | 0.0 | 1 | 0 | 0.0 | 0 | 0 | 0.0 | 1 | 0 | 0.0 |
| 05/17/26 | 0 | 0 | 0.0 | 1 | 0 | 0.0 | 1 | 0 | 0.0 | 1 | 0 | 0.0 | 1 | 0 | 0.0 |
| 05/25/26 | 1 | 0 | 0.0 | 2 | 0 | 0.0 | 1 | 0 | 0.0 | 1 | 0 | 0.0 | 1 | 0 | 0.0 |
| 05/31/26 | 1 | 0 | 0.0 | 2 | 0 | 0.0 | 1 | 0 | 0.0 | 1 | 0 | 0.0 | 1 | 0 | 0.0 |
| 06/07/26 | 1 | 0 | 0.0 | 6 | 0 | 0.0 | 2 | 0 | 0.0 | 7 | 0 | 0.0 | 1 | 0 | 0.0 |
| 06/14/26 | 1 | 0 | 0.0 | 7 | 0 | 0.0 | 2 | 0 | 0.0 | 6 | 1 | 3.5 | 1 | 0 | 0.0 |

| Week Ending | Summit(su) | | | Westchester(we) | | | Willow Springs(ws) | | |
|-------------|------------|-----|-----|-----------------|-----|------|--------------------|-----|-----|
| | Tot | Pos | MIR | Tot | Pos | MIR | Tot | Pos | MIR |
| 05/03/26 | 1 | 0 | 0.0 | 2 | 1 | 13.5 | 0 | 0 | 0.0 |
| 05/10/26 | 1 | 0 | 0.0 | 1 | 0 | 0.0 | 1 | 0 | 0.0 |
| 05/17/26 | 1 | 0 | 0.0 | 2 | 0 | 0.0 | 1 | 0 | 0.0 |
| 05/25/26 | 1 | 0 | 0.0 | 3 | 0 | 0.0 | 1 | 0 | 0.0 |
| 05/31/26 | 1 | 0 | 0.0 | 3 | 0 | 0.0 | 1 | 0 | 0.0 |
| 06/07/26 | 1 | 0 | 0.0 | 4 | 0 | 0.0 | 1 | 0 | 0.0 |
| 06/14/26 | 1 | 0 | 0.0 | 8 | 0 | 0.0 | 1 | 0 | 0.0 |

New Jersey Light Traps target many types of nuisance mosquitoes. In this case, mosquitoes active from dusk to dawn and attracted to light. Greater collections are generally due to large broods of floodwater mosquitoes that appear a week or two after heavy region-wide rain events, with a multi-day spike in nuisance activity, quickly dropping, but persisting for another week or two. These traps are collected daily and returned to be identified to sex and species. **As of 6/14**, there have been **4,096 female** and **2,176 male** mosquitoes counted and identified. Note that only the female mosquitoes take blood meals and can transmit disease.

Collections were slightly **below average** due to some stormy and windier evenings. A visual comparing 2026 daily light trap collections to that of previous years is included below. As only female mosquitoes take blood meals and prove to be a nuisance, only they are included in the graph. Following that is a breakdown of what has been collected and identified. The great amount of region wide rain in June is expected to bring about a large brood of floodwater mosquitoes, capable of flying long distance and migrating to the low areas of the Desplaines River Valley. The usual peak of nuisance mosquitoes on and around July 4th looks like it could be the case this year.



 Current Cumulative Light Trap Mosquito Counts Beginning 4/27/26

| SPECIES NAME | FEMALES ALL SECTIONS | MALES ALL SECTIONS |
|---------------------------|-------------------------|-----------------------|
| ===== | ===== | ===== |
| Aedes cinereus | 1 | 0 |
| Aedes vexans | 3363 | 947 |
| Anopheles barberi | 2 | 4 |
| Anopheles punctipennis | 25 | 2 |
| Anopheles quadrimaculatus | 2 | 0 |
| Coquillettidia perturbans | 1 | 0 |
| Culex erraticus | 1 | 0 |
| Culex pipiens | 471 | 1081 |
| Culex restuans | 147 | 77 |
| Culex tarsalis | 1 | 0 |
| Culex territans | 17 | 32 |
| Culiseta inornata | 41 | 8 |
| Culiseta melanura | 1 | 9 |
| Ochlerotatus aloponotum* | 1 | 0 |
| Ochlerotatus canadensis | 0 | 2 |
| Ochlerotatus dorsalis | 0 | 1 |
| Ochlerotatus grossbecki | 1 | 4 |
| Ochlerotatus japonicus | 5 | 3 |
| Ochlerotatus sticticus | 4 | 2 |
| Ochlerotatus stimulans | 4 | 3 |
| Ochlerotatus triseriatus | 0 | 1 |
| Ochlerotatus trivittatus | 1 | 0 |
| Uranotaenia sapphirina | 7 | 0 |

TOTAL CULEX FEMALES : 637
 TOTAL CULEX MALES : 1190

TOTAL FEMALES : 4096
 TOTAL MALES : 2176

*New, Uncertain ID

Due to the relatively recent introduction of the daytime-active and extremely aggressive **Asian Tiger Mosquito** (*Aedes albopictus*), mosquito annoyance complaints have increased during periods of low light trap collections. Current counts are a total of **21 females collected** in all traps. These mosquitoes reproduce in small amounts of water held in things like neglected containers, tarp folds, clogged gutters, tires, etc. They are sort of "lazy" and stay near the water where they originate. Their activity is likely to continue until first frost. Due to this, they are difficult to monitor and control by conventional methods and public outreach important. **The District** coordinates with its villages and local health departments to disseminate information regarding the elimination of standing water and ways to contact us for service requests.

The District has been conducting tick monitoring operations as time and weather permits. 2 tick drags have been conducted, with collection results below. Ticks collected are to be transferred to the Illinois Department of Public Health to be tested for pathogens.

| SPECIES NAME | FEMALES | MALES |
|------------------------|---------|-------|
| ===== | ===== | ===== |
| Dermacentor variabilis | 5 | 4 |
| Ixodes scapularis | 25 | 28 |

 For any inquiries, please contact us by email at dvmad@dvmad.org
 or by phone at (708)447-1765 during our business hours of 7AM-3:30PM, Monday through Friday.